

The Philadelphia Orchestra

Yannick Nézet-Séguin Music Director

Going to

# The Academy of Music


The Philadelphia Orchestra Sound All Around  
Relaxed Sensory Friendly Pre-visit Stories





# I am going to the Academy of Music.

The Academy of Music is a venue where musicians from The Philadelphia Orchestra perform.



# Entering the Theater

I can enter the theater through the front entrance or I can use the ramp outside.



# Lobby

**When I enter the Academy of Music,  
I will enter into a big lobby.**

**The lobby might be a bit crowded  
and noisy.**

**If I don't like the lobby, I can go to  
the quiet area upstairs near the Ballroom.**





# Waiting in lines

**When I go to the Academy of Music,  
I may have to wait in short lines.**

**I may have to wait in line to pick up a ticket.**

**I may have to wait in line in the Bathroom.**

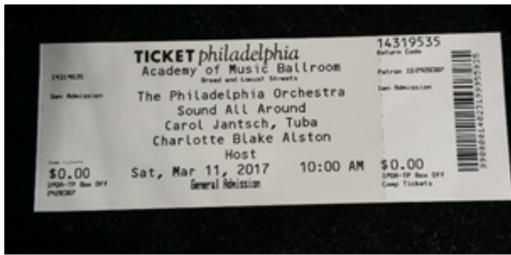


## Bathrooms

If I have to go to the bathroom,  
I will let my mom or dad know.

I can go to the bathroom any  
time during the performance.

The sound of the flushing toilet can  
be loud but it will only be for a short time.



# Tickets

I will need a ticket to get into the Academy of Music Ballroom.

I can bring a printed ticket from home or get a ticket from the ticket booth in the lobby.




# Ushers

**The theater usher is a friendly helper.**

**I will give my ticket to the theater usher to enter the theater.**

**The usher will check my ticket.**





# Stairs to Ballroom

When it's time for the performance,  
I will take the stairs up to the  
second floor.

I can hold onto the handrail for safety  
as I walk up the stairs.



# Elevator from Lobby

If I do not want to use the stairs  
I can use the elevator.

The elevator might be crowded.



# Ballroom

I will enter the ballroom through large doors.

The Ballroom is an open space used for the concert.

This Ballroom has chandeliers, mirrors, and patterns on the carpet.



# The Chandeliers

**A chandelier is a large light that hangs from the ceiling. It may be very bright and sparkly.**





# Sitting on the Carpet

I can sit on the carpet anywhere I want.

I can listen to the music coming from the speakers before the concert starts.



# The Concert

**When the concert starts, Ms. Charlotte and Mr. Hugh will walk into the ballroom.**

**Ms. Charlotte is the host for Sound All Around.**

**Mr. Hugh is the piano player.**

**Ms. Charlotte will ask me to sing.  
I can sing if I want to.**



## Meet the Host

**This is Ms. Charlotte Blake Alston.  
Ms. Charlotte will be the host.  
She will tell stories and sing songs.**



# Meet the Musician

**This is Nathaniel West.**

**He plays bass.**

**I will hear him play bass during the concert.**





# Meet the Pianist

**This is Hugh Sung.**

**He plays a big black instrument  
called the piano.**

**I will hear him play the piano in  
the concert.**




# Clapping

**People clap when they like what they are hearing or seeing.**

**I can clap if I like what I hear or see.**

**People clap only for a short time then the clapping is over.**

**If the clapping sound is too loud for me, I can cover my ears until it is over.**



# Quiet Space

If I need a break during the concert, I can go into the hallway. There are fidget toys and noise-cancelling headphones in the quiet space.



# After the Concert

After the concert, I can meet the musicians and ask them questions.

The musicians might let me touch their instruments.

I need to ask before touching the instruments.





# Leaving the Ballroom

**When the concert is over, I will leave the Ballroom.**

**The room might be crowded.**

**I will wait my turn to leave the ballroom.**

**Special thanks to Roger Ideishi and  
Temple University's Program in  
Occupational Therapy**